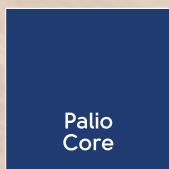


PALIO TRADE

by Karndean

RIGID CORE LUXURY VINYL FLOORING



WATERPROOF



DURABLE



LOW
MAINTENANCE



COMPATIBLE WITH
UNDERFLOOR
HEATING



HIGHLY REALISTIC
DESIGNS



QUICK AND EASY
TO INSTALL



GENNA SM-RCP6550

CONTENTS

| | |
|-------------------------------------|----|
| WHAT IS PALIO TRADE BY KARNDEAN? | 04 |
| INTRODUCING PALIO CORE | 06 |
| CHOOSE PALIO CORE WHEN... | 08 |
| CHOOSING YOUR LAYING PATTERN | 10 |
| WOOD AT A GLANCE | 12 |
| STONE AT A GLANCE | 13 |
| WOOD COLLECTION | 14 |
| STONE COLLECTION | 22 |
| COLOUR MATCHED SCOTIAS AND SKIRTING | 26 |
| INSTALLATION GUIDELINES | 28 |
| TECHNICAL SPECIFICATION | 29 |
| FIND A STOCKIST | 30 |
| SAMPLE SERVICE | 30 |
| KARNDEAN EVOLVE® | 31 |

WHAT IS PALIO TRADE BY KARNDEAN?

Palio Trade by Karndean offers luxury vinyl flooring that sets itself apart from traditional vinyl. It doesn't come in rolls or sheets, it comes in robust, pre-cut planks. Our highly realistic designs look just like the wood and stone materials they're inspired by with the following benefits:



WATERPROOF

Won't swell, crack or warp when wet.



DURABLE

The natural appearance of wood but the durability and resilience of luxury vinyl.



LOW MAINTENANCE

Clean easily with a sweep and mop. No sanding, varnishing or staining.



**COMPATIBLE WITH
UNDERFLOOR HEATING**

Up to 27°C.



HIGHLY REALISTIC DESIGNS

Designed by Karndean's in-house product team to perfectly replicate real wood.



SOFT, WARM AND QUIET UNDERFOOT

No cold tiles, no clicking shoes.



HYGIENIC

Unlike carpets, our floors don't hold dust, dirt, pollen or other allergens.



20 YEAR GUARANTEE

Designed to give you peace of mind with a 20 year residential guarantee.



DOMASO RCP6532

Palio
Core


INTRODUCING PALIO CORE

Palio Core combines our simple 2G™ click-locking mechanism with a rigid core construction to provide more stability on uneven subfloors. With its acoustic foam backing, it can reduce noise transfer to rooms below by 19dB and there is no need for additional underlay.



SORANO RCP6508

PALIO CORE COMPOSITION...



PU Coating

Our surface protection system uses PU technology to provide a hygienic and durable finish.

Clear PVC Embossed Wear Layer

Protects the floor's design from wear and tear.

High Definition Photographic Layer

Gives every Palio Core product its highly realistic and natural appearance.

Stability Layer

Helps the product to lay flat and level, increasing dimensional stability and mechanical strength.

Rigid Core

The binder in the core is composed of 100% PVC to ensure a stronger, more stable product which allows you to install Palio Core over imperfect subfloors.

Acoustic Backing

Our pre-attached acoustic foam backing makes Palio Core quieter to walk on than laminate or engineered hard floors, and reduces noise transfer to rooms below.

PALIO CORE BENEFITS



QUICK AND EASY TO INSTALL



PATENTED CLICK-LOCKING MECHANISM



NO UNDERLAY REQUIRED



INSTALLS OVER MOST EXISTING HARD FLOORS



REDUCES IMPACT NOISE TRANSFER BY 19dB



RIGID CORE CONSTRUCTION



HERRINGBONE

Three of the Palio Core designs are available in both large and small planks.

The smaller planks 596.0mm x 149.0mm, are laid in a modern herringbone design to create an extra sense of style. Look out for our herringbone icon.



GENNA SM-RCP6550

CHOOSE PALIO CORE WHEN...



You would like a 100% waterproof floor.



Your floor is still drying out such as new build developments.



You are working on a building with structural limitations or preservation requirements.



You would like to fit underfloor heating.



CATANIA RCT6308




You need to install over an existing hard floor.



MODENA SM-RCP6533



You need a quick, simple installation with minimal downtime.



AREZZO RCP6503



You need superior acoustics between floors



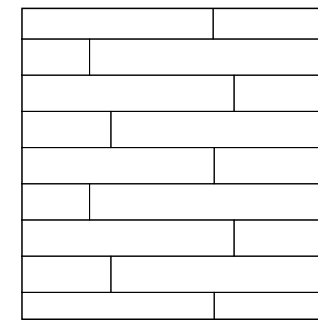
ANDRIA RCP6544

CHOOSING YOUR LAYING PATTERN

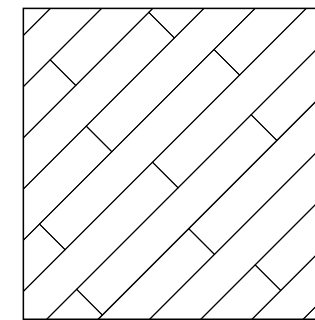
It's not just the floor you choose, but the direction you lay it that makes a lasting impression. See some of our suggested laying patterns to create a unique design.



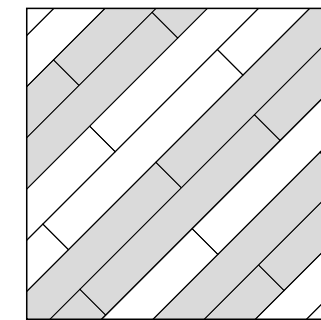
WOOD



Staggered




Diagonal

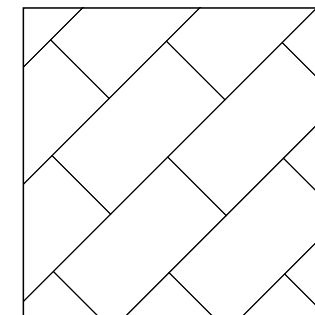


Striped (2-designs)

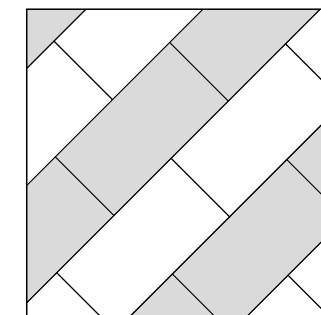
STONE



Brick Lay

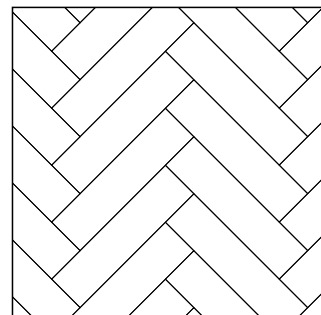


Diagonal

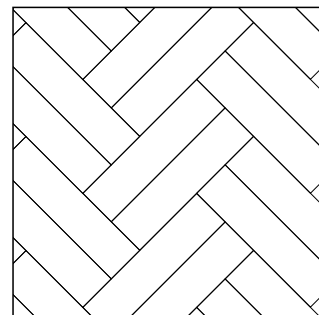


Striped (2-designs)

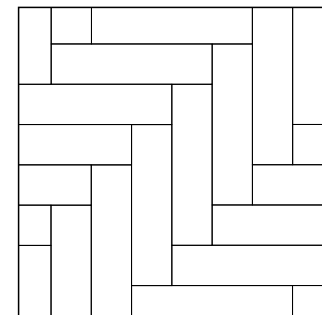
HERRINGBONE



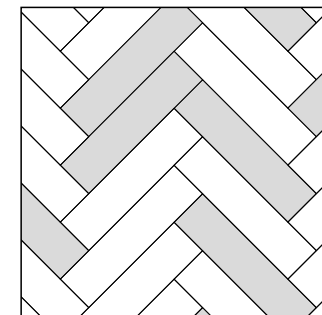
Herringbone



Double herringbone



90 degree herringbone




Herringbone mixed designs




MIXED PATTERNS

Using a suitable threshold strip between different laying patterns means you can create room to room designs.



Staggered with herringbone



Diagonal with herringbone



WOOD

AT A GLANCE

Size: 1220.0mm x 179.0mm
Thickness: 6.5mm
Wear Layer: 0.55mm
Box Quantity: 2.184m²



ANDRIA **RCP6544**



SORANO **RCP6508**



SALERNO **RCP6546**



BARLETTA **RCP6549**



MONZA **RCP6551**



AREZZO **RCP6503**



GALLINA **RCP6547**



MONTIERI **RCP6504**



GENNA **RCP6550**



MODENA **RCP6533**



DOMASO **RCP6532**



BOLSENA **RCP6507**



LUCCA **RCP6509**



SCOPETI **RCP6548**



BARLETTA **RCP6549**



GALLINA **RCP6547**

WOOD HERRINGBONE

AT A GLANCE

Size: 596.0mm x 149.0mm
Thickness: 6.5mm
Wear Layer: 0.55mm
Box Quantity: 1.954m²



MODENA **SM-RCP6533**



GENNA **SM-RCP6550**



MONZA **SM-RCP6551**



GENNA **SM-RCP6550**

STONE

AT A GLANCE


Size: 307.0mm x 600.0mm
Thickness: 6.5mm
Wear Layer: 0.55mm
Box Quantity: 1.842m²



MASSA **RCT6306**




CARINI **RCT6307**



PIENZA **RCT6303**




CATANIA **RCT6308**



CETONA **RCT6304**




MASSA **RCT6306**



Palio floors are naturally warmer than wood or stone but are also compatible with underfloor heating up to 27°C.



MONZA SM-RCP6551



MODENA SM-RCP6533



GENNA SM-RCP6550



MONZA SM-RCP6551



MODENA SM-RCP6533

WOOD
1220.0mm x 179.0mm



ANDRIA **RCP6544**



SORANO **RCP6508**



SALERNO **RCP6546**



SALERNO **RCP6546**



MONZA **RCP6551**



Click-locking planks or tiles together enables a quick and easy installation.



BARLETTA **RCP6549**



MONZA **RCP6551**



AREZZO **RCP6503**

WOOD

1220.0mm x 179.0mm



GALLINA RCP6547



GENNA RCP6550



MODENA RCP6533



DOMASO RCP6532



MONTIERI RCP6504



GALLINA RCP6547



MONTIERI RCP6504




MODENA RCP6533



100% waterproof makes any Palio floor an ideal solution for bathrooms and kitchens.

WOOD

1220.0mm x 179.0mm



BOLSENA RCP6507



LUCCA RCP6509



SCOPETI RCP6548

BOLSENA RCP6507

STONE
307.0mm x 600.0mm



MASSA RCT6306



CATANIA RCT6308



CETONA RCT6304



MASSA RCT6306



CARINI **RCT6307**

STONE

307.0mm x 600.0mm



CARINI **RCT6307**



PIENZA **RCT6303**



PIENZA **RCT6303**

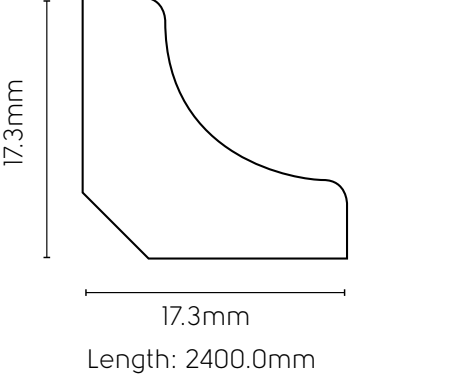
COLOUR MATCHED SCOTIAS & SKIRTING

Our Palio Core range requires a suitable edge trim to accommodate an expansion gap around the perimeter of the room. Our collection of waterproof colour matched scotias have been designed to offer a seamless finish to your floor installation.

WATERPROOF

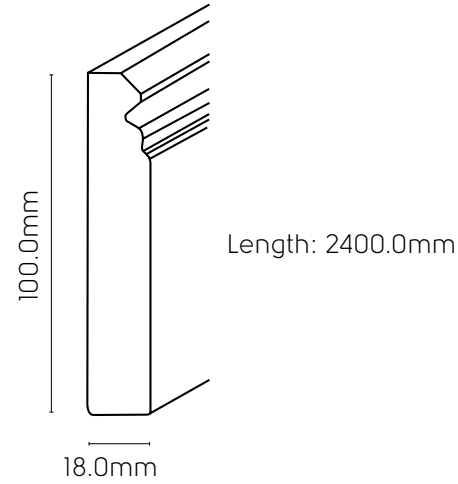
BOLSENA SCO-RCP6507

| | | |
|----------|-------------|--|
| AREZZO | SCO-RCP6503 | |
| MONTIERI | SCO-RCP6504 | |
| BOLSENA | SCO-RCP6507 | |
| SORANO | SCO-RCP6508 | |
| LUCCA | SCO-RCP6509 | |
| DOMASO | SCO-RCP6532 | |
| MODENA | SCO-RCP6533 | |
| ANDRIA | SCO-RCP6544 | |
| SALERNO | SCO-RCP6546 | |
| GALLINA | SCO-RCP6547 | |
| SCOPETI | SCO-RCP6548 | |
| BARLETTA | SCO-RCP6549 | |
| GENNA | SCO-RCP6550 | |
| MONZA | SCO-RCP6551 | |
| PIENZA | SCO-RCT6303 | |
| CETONA | SCO-RCT6304 | |
| MASSA | SCO-RCT6306 | |
| CARINI | SCO-RCT6307 | |
| CATANIA | SCO-RCT6308 | |
| WHITE | SCO-WHITE | |



Replace old skirting boards with new for a refreshed look or, to cover an expansion gap around the perimeter of the room.

| | | |
|-------|-------------|--|
| WHITE | SK100-WHITE | |
|-------|-------------|--|



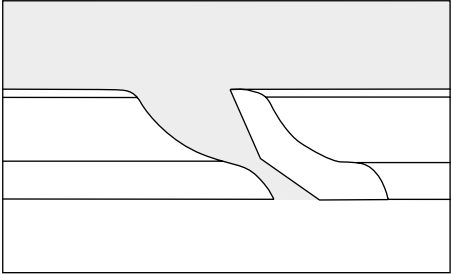
SCOTIA AND SKIRTING INSTALLATION GUIDELINES

For full instructions and guidance on cutting scotia and skirting visit palioflooring.com

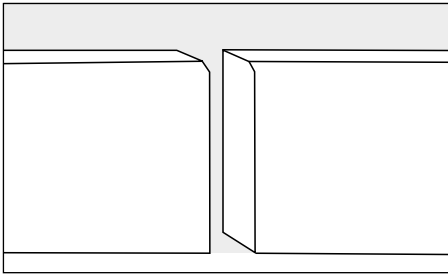
Joining straight lengths

Using a mitre block, cut the left hand piece at a 45 degree angle and for the right hand piece use the same 45 degree angle as the left hand piece and make the cut.

Scotia



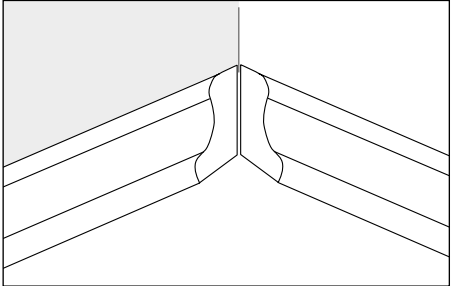
Skirting



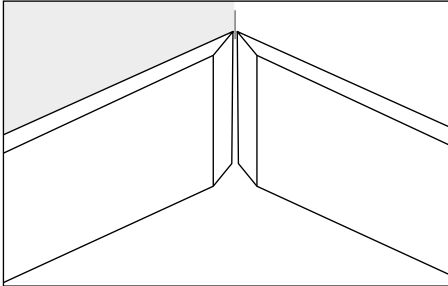
Internal corners

Using a mitre block, cut the left hand piece at 45 degrees sawing bottom left to top right. Cut the right hand piece at 45 degrees sawing bottom right to top left.

Scotia



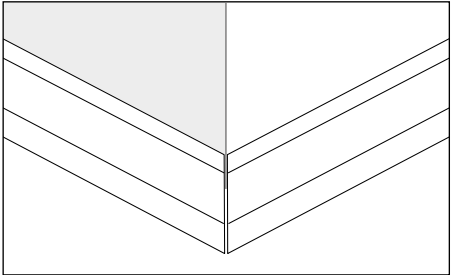
Skirting



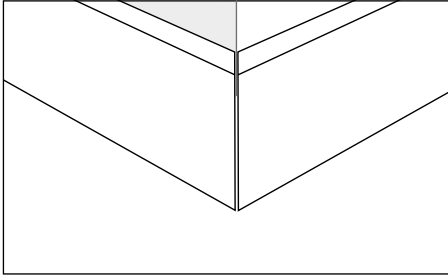
External corners

Using a mitre block, cut the left hand piece at 45 degrees sawing bottom right to top left. For the right hand piece, cut at 45 degrees sawing bottom left to top right.

Scotia

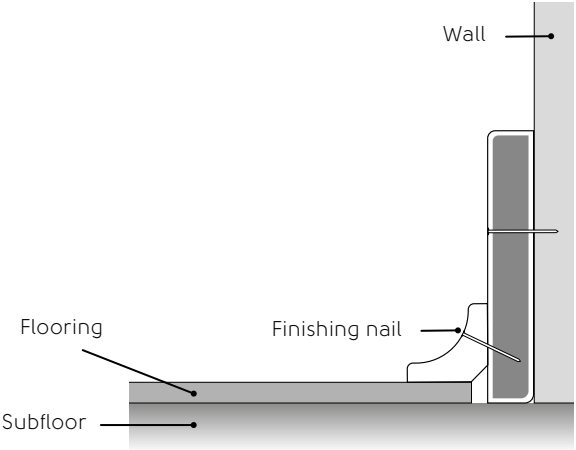


Skirting



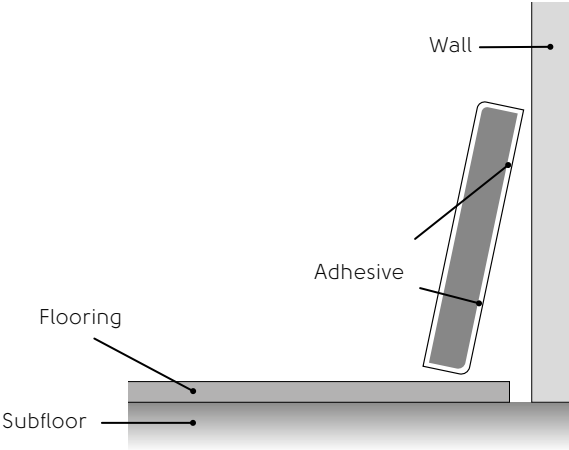
Scotia

Apply cartridge/tube adhesive to the back of your scotia and affix to the wall/skirting. Use finishing nails every 450mm into the skirting.



Skirting

Apply cartridge/tube adhesive to the back of the skirting and firmly press against the wall until cured. If required, use 18 gauge fine wire nails every 450mm through the skirting into the wall.



PALIO CORE INSTALLATION GUIDELINES

Please refer to palioflooring.com for the full installation instructions.

▶ Scan the QR code to view our installation video's.



SCORE

1. Using a utility knife and straight edge, score the plank/tile surface.



SNAP

2. Snap the plank/tile and use a utility knife to fully separate.



CLICK

3. No need for adhesive, click and lock the planks/tiles into place.



4. Continue to fit the rest of the floor. Remember to leave a 5mm expansion gap using spacers. Skirting and scotia's are available, see page 26 for more details.



TECHNICAL SPECIFICATION

| STANDARD | | PALIO CORE RESULT |
|---------------------------------|---------------------------------|---|
| SIZE | | Plank: 1220.0 mm x 179.0 mm Herringbone: 596.0 mm x 149.0 mm Tile: 307.0 mm x 600.0 mm |
| THICKNESS | ISO 24346 | 6.5 mm |
| WEAR LAYER | ISO 24340 | 0.55 mm |
| LOCKING MECHANISM* | | 2G™ angling installation system |
| SURFACE TREATMENT | | PU coating |
| GUARANTEE** | Commercial | 15 years |
| | Residential | 20 years |
| BEVELLED EDGE | | Micro |
| MASS PER UNIT AREA | EN ISO 23997 | 7480 g/m² |
| STANDARDS | EN 16511 | Pass: Multilayer modular floorcovering panels |
| CLASSIFICATION | EN ISO 10874- Commercial | 33: Commercial heavy |
| | EN ISO 10874- Domestic | 23: Domestic heavy |
| REACTION TO FIRE | EN 13501-1 | Bfl-s1 |
| STAINING RESISTANCE | EN 438-2 | Pass (grade 5) |
| LIGHT FASTNESS | EN ISO 105-B02 | Pass (≥6) |
| ABRASION RESISTANCE | EN 13329 Annex E | Pass (>4000 cycles) |
| FURNITURE CHAIR LEG | EN 424 | Pass (no visible damage) |
| DIMENSIONAL STABILITY | BS EN ISO 23999 | Pass (≤0.25%) |
| SWELLING | ISO 24336 | Pass (0.2%) |
| ACOUSTIC IMPACT NOISE REDUCTION | EN ISO 10140-1:2016 and | ΔL _w = 19 dB |
| | EN ISO 10140-3:2010+A1:2015 | ΔL _{lin} = 11 dB |
| INDENTATION - RESIDUAL | ISO 24343-1 | Pass (≤0.1 mm) |
| IMPACT RESISTANCE | EN13329 Annex F | Pass (≥1800 mm) |
| CASTOR CHAIR CONTINUOUS USE | EN 425/ ISO 4918 | Pass (25,000 cycles) |
| THERMAL RESISTANCE | ISO 8302 | 0.052 m²K/W |
| | | Suitable for underfloor heating. Max 27°C |
| SLIP RESISTANCE*** | EN 13893 | DS |
| | DIN 51130 | R10 |
| LIGHT REFLECTANCE VALUE (LRV) | BS 8493:2008+A1:2010 | See separate table |
| ADHESIVE | | None required; please install according to our installation instructions. |
| ENVIRONMENTAL | Indoor Air Comfort | Gold certification |
| | Floorscore SCS-EC10.3-2014 v4.0 | Compliant low emitting VOC emissions. |
| | ISO 14001 / ISO 9001 | Indoor air quality certified; Compliant low emitting VOC emissions. Manufactured to quality and environment management systems standard |
| RECYCLING | | Suitable |
| PHthalate FREE | | Yes |

* 2G™ is a patented technology invented by Välinge Innovation AB. The 2G™ word mark and logo are registered trademarks owned by Välinge Innovation AB and any use of such marks is under license.

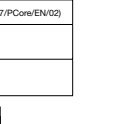

** Subject to terms. Please see our website.

*** Slip resistance is measured on freestanding ex-factory product. Slip resistance can be affected by many factors, including but not limited to; product installation and underlayment, surface contamination, use, wear and how the product is maintained. Textural variation along the surface of the product can affect nominal values.

Swatches are cut from an overall design so decoration and shade may vary. The random nature of natural materials, from which our designs are taken, mean that significant colour and design variation is normal and enhances the natural look of our products.

| PALIO CORE PRODUCT | LRV |
|--------------------|-----|
| RCP6503 | 28 |
| RCP6504 | 26 |
| RCP6507 | 17 |
| RCP6508 | 41 |
| RCP6509 | 12 |
| RCP6532 | 30 |
| RCP6533 | 27 |
| RCP6544 | 31 |
| RCP6546 | 40 |
| RCP6547 | 32 |
| RCP6548 | 13 |
| RCP6549 | 40 |
| RCP6550 | 45 |
| RCP6551 | 29 |
| SM-RCP6533 | 27 |
| SM-RCP6550 | 45 |
| SM-RCP6551 | 29 |
| RCT6303 | 40 |
| RCT6304 | 11 |
| RCT6306 | 60 |
| RCT6307 | 40 |
| RCT6308 | 30 |

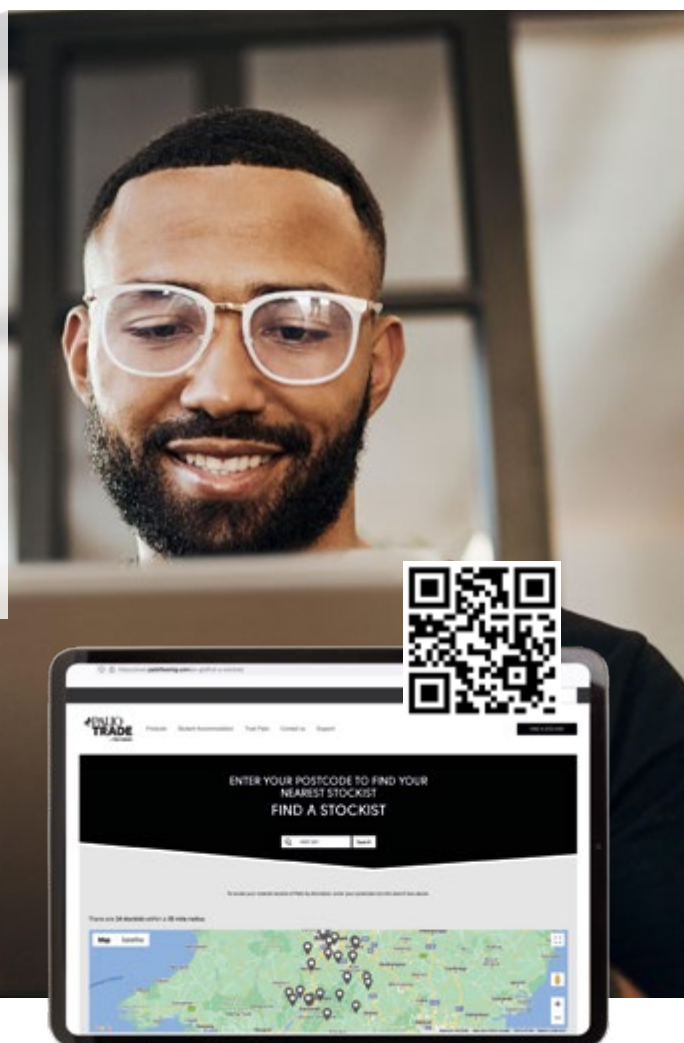
| PALIO CORE PRODUCTS | |
|-----------------------|-------|
| BOX QUANTITY | M² |
| 10 Planks | 2.184 |
| 22 Herringbone planks | 1.954 |
| 10 Tiles | 1.842 |



FIND A STOCKIST

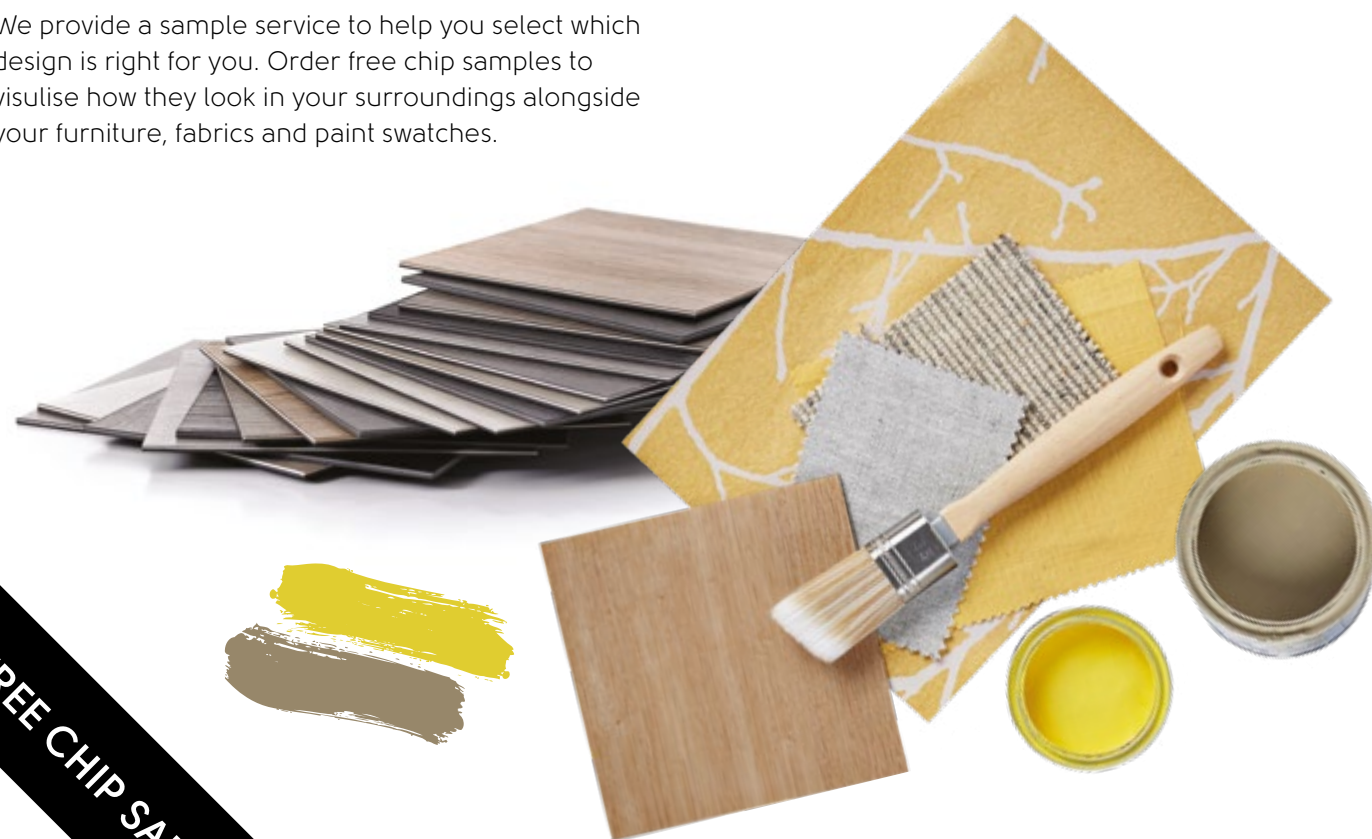
Our extensive network of Palio flooring stockists can help you make a selection. In branch you will find our product displays to browse our designs and textures of each range and help you narrow down your choice.

Scan the QR code or visit palioflooring.com to locate your nearest stockist.



SAMPLE SERVICE

We provide a sample service to help you select which design is right for you. Order free chip samples to visualise how they look in your surroundings alongside your furniture, fabrics and paint swatches.



FREE CHIP SAMPLES

To use our fast and convenient sample service visit palioflooring.com or call 01386 820110 to order your chip size samples.

KARNDEAN EVOLVE®

The promise of a better tomorrow

Sustainability is a continuing journey, and there are no shortcuts. But we know now's the time for everyone to begin taking bigger steps. Ours is a promise to think differently, act decisively, and create real change.

It's a promise to Evolve.

Sustainability is being integrated across our global operations and is a fundamental consideration in all major business decisions.



Visit palioflooring.com/sustainability or scan the QR code for more information on our sustainability plans.

OUR SIX KEY FOCUS AREAS:



Confront climate change

Reducing our carbon footprint through energy efficiency and use of renewable energy. We are committed to the Science Based Targets initiative to reduce our emissions by at least 50% by 2030. Investing in energy efficient technologies or renewable energy generation such as solar panels, and locally sourcing biomass for heating.



Supply chain transparency

Being certified to ISO 14001 environmental standards provides a framework for measuring and reducing environmental impact in our manufacturing processes. We focus on fair and safe conditions independently auditing our factories for environmental and social performance.



Inclusion & diversity

We are committed to ensuring fair treatment and safe conditions throughout the business and in our supply chain, nurturing an inclusive and diverse workplace culture.



Sustainable use of resources

Durable, high-quality flooring reduces impact on the waste stream, as well as resources needed to manufacture, transport and install replacement flooring.



Health & wellbeing

We are Eurofins Indoor Air Comfort (Gold) and FloorScore® certified for post-installation indoor air quality. All our adhesives are water-based or solvent-free with very low VOC emissions, and our products are free from heavy metals and unsafe phthalates..



Education

We're educating our employees about the importance of sustainability, helping them understand what role they play and increasing the likelihood of achieving our goals.





CATANIA RCT6308

 **PALIO**
TRADE
by Karndean

Palio
Core

CONTACT US...

Crab Apple Way
Evesham
Worcestershire
WR11 1GP
01386 820110
info@palioflooring.com

palioflooring.com



 **PALIO**
by Karndean