



PALIO

by Karndean



Palio
Essenza



CONTENTS

Introduction

About Palio by Karndean

03

Introducing Palio Essenza

04

Why choose Palio Essenza

04

Creating a bespoke floor

06

Wood plank and herringbone laying patterns

06

Stone laying patterns

08

Choosing your design strips

10

Wood at a glance

12

Stone at a glance

13

Wood

Palio Essenza wood collection

14

Stone

Palio Essenza stone collection

40

Details

Inspiration photography

50

Caring for your floor

52

Take a closer look at Palio Essenza

54

Technical specification

55

Specification overview

56

Karndean Evolve®

57



ABOUT PALIO BY KARNDEAN

Palio by Karndean has been making stylish and practical flooring simple since 2017. As part of the globally trusted Karndean Designflooring family, we offer an easy way to achieve the natural look of wood or stone with all the practical benefits of modern luxury vinyl.

Our carefully designed collections take inspiration from the latest trends and real customer needs, ensuring our floors are not only beautiful but also durable and easy to live with. With Palio by Karndean, you get flooring that fits seamlessly into your home and your lifestyle - making flooring simple.

INTRODUCING PALIO ESSENZA

Discover Palio Essenza, a gluedown collection that effortlessly merges classic elegance with modern durability. Whether you're looking to create a warm, traditional ambiance or a sleek, contemporary feel, Palio Essenza offers the perfect foundation for your space.

Making flooring simple...

With ten wood designs, available in both plank and herringbone, along with four versatile stone designs, the possibilities for creating a stylish and practical floor has never been easier.



10 matching plank & herringbone designs



4 stone designs

WHY CHOOSE PALIO ESSENZA



Engineered for family life
Durable and low maintenance with a 20 year residential warranty.



Easy to live with
Waterproof, easy to clean and compatible with underfloor heating.



Design a custom floor
Create a custom floor by mixing laying patterns, adding design strips, or combining various plank and tile designs.

CREATING A BESPOKE FLOOR

The design of your floor goes beyond the choice of colour; it's also about the pattern you select for installation and the design elements you incorporate that create a truly personalised floor with a memorable impact. Explore our design ideas to see various plank and tile orientations, and seamless transitions between rooms using the same colour in both large planks and herringbone.


WOOD PLANKS & HERRINGBONE LAYING PATTERNS



Diagonal



Straight lay




Herringbone



Herringbone with border





Herringbone with straight lay



STONE
LAYING PATTERNS



Brick bond



Straight lay



Herringbone



CHOOSING YOUR DESIGN STRIPS

Design strips offer flexibility in design, allowing you to further customise your floor. They can seamlessly blend with existing decor or stand out as a striking design feature. Whether you add design strips to create a grout effect between tiles, frame your space with a striking keyline border, or highlight key areas like a kitchen island, designs strips provide the perfect solution to elevate the visual appeal of any space.

Design strips are available in 3mm, 5mm and 10mm widths.



CHALK DS10



CONCRETE DS12



GRAPHITE DS22



FEATHER DS24



BLOND DS02




COFFEE DS04



CHOCOLATE DS06



SHADOW DS26



Curved design strip to enhance staircases.



Frame your room with a keyline border.



Add design strips to create a grout effect



Use different width design strips to create a feature.

WOOD AT A GLANCE



Wood size
1219.2mm x 177.8mm



Herringbone size
457.2mm x 76.2mm



FLORENTINE OAK **PVP401**

PG 16



PIAZZA OAK **PVP402**

PG 18



DOLCE PRIME **PVP406**

PG 20



SORRENTO OAK **PVP409**

PG 22



ELBA OAK **PVP410**

PG 26




RAVENNA OAK **PVP403**

PG 28




VERONA PRIME **PVP407**

PG 32




BELLUNO ASH **PVP408**

PG 34



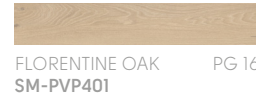
BOLOGNA OAK **PVP404**

PG 36




ROMA OAK **PVP405**


PG 38



FLORENTINE OAK PG 16
SM-PVP401



PIAZZA OAK PG 18
SM-PVP402




DOLCE PRIME PG 20
SM-PVP406



SORRENTO OAK PG 22
SM-PVP409



ELBA OAK PG 26
SM-PVP410




RAVENNA OAK PG 28
SM-PVP403




VERONA PRIME PG 32
SM-PVP407



BELLUNO ASH PG 34
SM-PVP408



BOLOGNA OAK PG 36
SM-PVP404



ROMA OAK PG 38
SM-PVP405

STONE AT A GLANCE



Tile size
304.8mm x 457.2mm




BELLAGIO MARBLE **PVT701**
PG 42



TORINO CEMENTO **PVT702**
PG 44



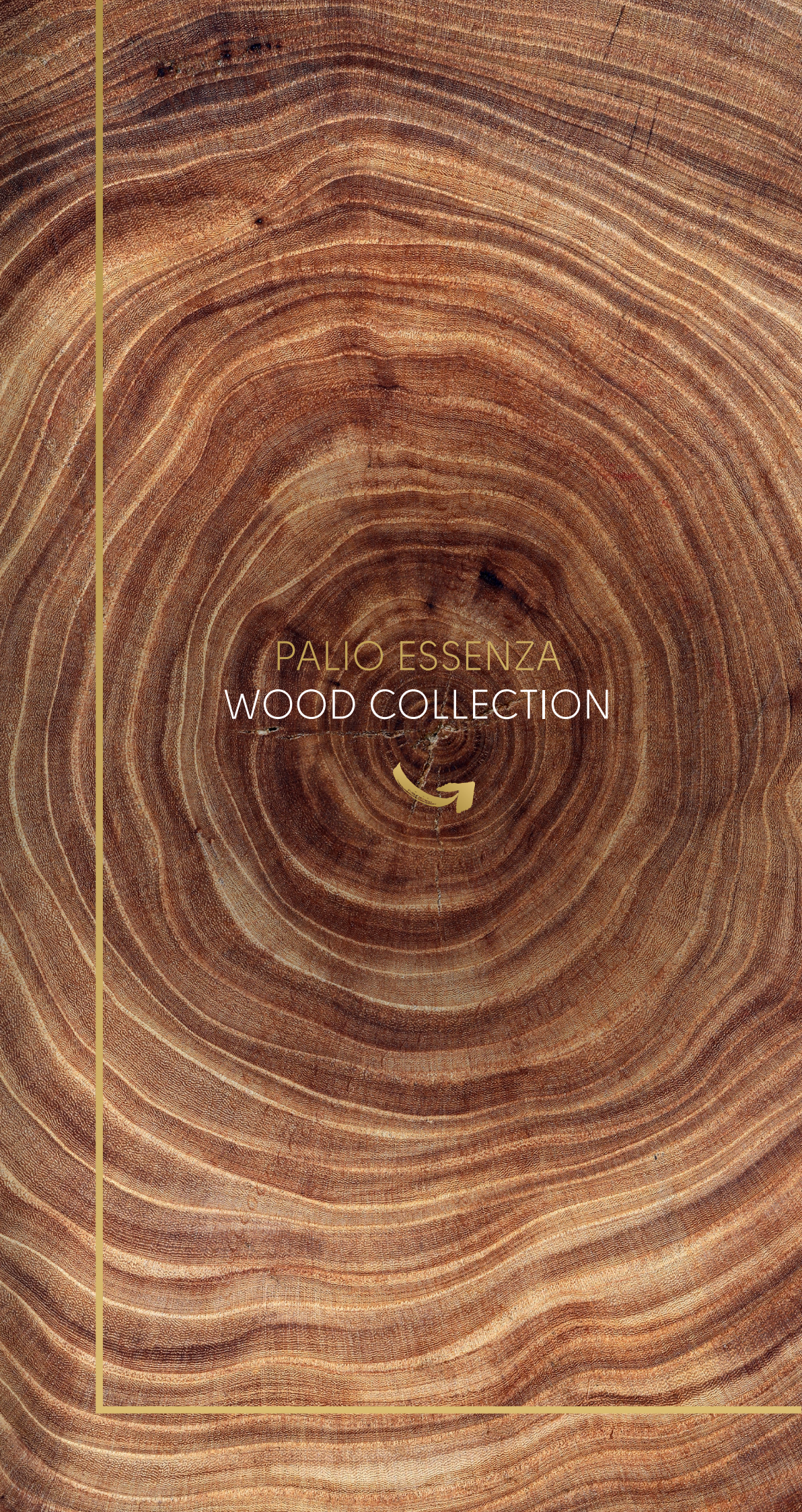
ISCHIA LIMESTONE **PVT703**
PG 46



PROCIDA LIMESTONE **PVT704**
PG 48



ISCHIA LIMESTONE **PVT703** WITH **DS24** DESIGN STRIP







FLORENTINE OAK

▣ PVP401 ▤ SM-PVP401






▣ 1219.2mm x 177.8mm
▤ 457.2mm x 76.2mm



PIAZZA OAK

 PVP402
  SM-PVP402





 1219.2mm x 177.8mm
 457.2mm x 76.2mm



DOLCE PRIME

 PVP406
  SM-PVP406




 1219.2mm x 177.8mm
 457.2mm x 76.2mm



SORRENTO OAK

☐ PVP409 ☒ SM-PVP409



☐ 1219.2mm x 177.8mm
☒ 457.2mm x 76.2mm




SORRENTO OAK SM-PVP409



ELBA OAK

 PVP410
  SM-PVP410





RAVENNA OAK

☐ PVP403 ▨ SM-PVP403



WITH DS06 DESIGN STRIP



☐ 1219.2mm x 177.8mm
▨ 457.2mm x 76.2mm



RAVENNA OAK PVP403



VERONA PRIME

☐ PVP407 ☒ SM-PVP407




☐ 1219.2mm x 177.8mm
☒ 457.2mm x 76.2mm



BELLUNO ASH

☐ PVP408 ☒ SM-PVP408




☐ 1219.2mm x 177.8mm
☒ 457.2mm x 76.2mm



BOLOGNA OAK

☐ PVP404 ▨ SM-PVP404






☐ 1219.2mm x 177.8mm
▨ 457.2mm x 76.2mm



ROMA OAK

 PVP405
  SM-PVP405




 1219.2mm x 177.8mm
 457.2mm x 76.2mm



PALIO ESSENZA
STONE COLLECTION








BELLAGIO MARBLE PVT701




WITH DS12 DESIGN STRIP



304.8mm x 457.2mm



TORINO CEMENTO PVT702



304.8mm x 457.2mm



WITH DS24 DESIGN STRIP

ISCHIA LIMESTONE PVT703



WITH DS24 DESIGN STRIP



304.8mm x 457.2mm




WITH DS12 DESIGN STRIP

PROCIDA LIMESTONE
PVT704



WITH DS22 DESIGN STRIP



304.8mm x 457.2mm



BELLUNO ASH SM-PVP408



PIAZZA OAK PVP402



ROMA OAK PVP405



FLORENTINE OAK SM-PVP401



DOLCE PRIME PVP406



TORINO CEMENTO PVT702



DOLCE PRIME SM-PVP406



PROCIDA LIMESTONE PVT704



BELLAGIO MARBLE PVT701



ROMA OAK SM-PVP405



ELBA OAK PVP410



ISCHIA LIMESTONE PVT703



RAVENNA OAK SM-PVP403



VERONA PRIME SM-PVP407



SORRENTO OAK PVP409



BELLAGIO MARBLE PVT701



ELBA OAK SM-PVP410



RAVENNA OAK PVP403



BOLOGNA OAK SM-PVP404



VERONA PRIME PVP407



FLORENTINE OAK PVP401



SORRENTO OAK SM-PVP409



ISCHIA LIMESTONE PVT703



PROCIDA LIMESTONE PVT704



CARING FOR YOUR FLOOR HAS NEVER BEEN EASIER

Palio Essenza is hard wearing and easy to look after. Our PU coating helps protect against everyday wear, spills and scuffs. This makes it easier to maintain, giving you peace of mind that your Palio floor will look great for years to come.



Scan here
for full cleaning and
maintenance guide






TAKE A CLOSER LOOK
AT PALIO ESSENZA

PU Coating
Our surface protection system uses PU technology to provide a hygienic and durable finish.

Clear PVC Embossed Wear Layer
Protects the floor's design from wear and tear.

High Definition Photographic Layer
Gives every Palio product its highly realistic and natural appearance.

Backing Layers
These layers contain recycled content and help the product lay flat and level.



TECHNICAL
SPECIFICATION

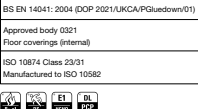

	STANDARD	PALIO ESSENZA
SIZE	EN ISO 24342	Plank: 1219.2mm x 177.8mm Herringbone: 457.2mm x 76.2mm Tile: 304.8mm x 457.2mm
BOX QUANTITY		Large plank: 4.335m ² 20 planks Herringbone: 3.345m ² 96 planks Stone: 3.345m ² 24 tiles
THICKNESS	EN ISO 24346	2.0mm
WEAR LAYER	EN ISO 24340	0.3 mm
SURFACE TREATMENT		PU coating
WARRANTY ¹	Commercial Residential	10 years 20 years warranty
BEVELLED EDGE		No
MASS PER UNIT AREA	EN ISO 23997	3605 g/m ²
STANDARDS	EN 649/EN ISO 10582	Pass
CLASSIFICATION	EN 685/EN ISO 10874 - Commercial EN 685/EN ISO 10874 - Domestic	31: Commercial moderate 23: Domestic heavy
REACTION TO FIRE	EN 13501-1	B _s -s1
STAINING RESISTANCE	EN ISO 26987/EN 423	Excellent
LIGHT FASTNESS	EN ISO 105-B02	Pass (≥ 6)
ABRASION RESISTANCE	EN 649/EN ISO 10582 EN ISO 10582	Group T Type 1
FLEXIBILITY	EN ISO 24344	Pass
DIMENSIONAL STABILITY	EN 434/EN ISO 23999	Pass (≤ 0.25%)
ACOUSTIC IMPACT NOISE REDUCTION	EN ISO 717-2/EN ISO 140-8	ΔL _w = 1 dB
ELECTRICAL BEHAVIOUR BODY VOLTAGE	EN 1815	Pass
INDENTATION - RESIDUAL	EN 433/EN ISO 24343-1	Pass (≤ 0.1 mm)
CASTOR CHAIR CONTINUOUS USE	EN 425/ISO 4918	Pass
THERMAL RESISTANCE	ISO 8302	0.0084 m ² K/W Suitable for underfloor heating. Max 27°C
SLIP RESISTANCE ²	EN 13893 DIN 51130	DS R10
ADHESIVE	Karndean Universal Silane Pressure Sensitive	Yes Yes Yes
ENVIRONMENTAL	Indoor Air Comfort	Gold certification; Compliant low emitting VOC emissions.
	Floorscore SCS-EC10.3-2014 v4.0	Indoor air quality certified; Compliant low emitting VOC emissions.
	ISO 14001 / ISO 9001	Manufactured to quality and environment management systems standard
RECYCLING		Suitable
PHTHALATE FREE		Yes

¹ Subject to terms. Please see our website.







































² Slip resistance is measured on freestanding ex-factory product. Slip resistance can be affected by many factors, including but not limited to; product installation and underlayment, surface contamination, use, wear and how the product is maintained. Textural variation along the surface of the product can affect nominal values.



Scan for installation guidelines
and full technical data.



SPECIFICATION
OVERVIEW

	Plank Herringbone Tile	Code	Name	Thickness	Wear Layer	Bevel	Size	Box Quantity
		PVP401	Florentine Oak	2.0mm	0.3 mm	No	1219.2mm x 177.8mm	4.335m ²
		SM-PVP401					457.2mm x 76.2mm	3.345m ²
		PVP402	Piazza Oak	2.0mm	0.3 mm	No	1219.2mm x 177.8mm	4.335m ²
		SM-PVP402					457.2mm x 76.2mm	3.345m ²
		PVP403	Ravenna Oak	2.0mm	0.3 mm	No	1219.2mm x 177.8mm	4.335m ²
		SM-PVP403					457.2mm x 76.2mm	3.345m ²
		PVP404	Bologna Oak	2.0mm	0.3 mm	No	1219.2mm x 177.8mm	4.335m ²
		SM-PVP404					457.2mm x 76.2mm	3.345m ²
		PVP405	Roma Oak	2.0mm	0.3 mm	No	1219.2mm x 177.8mm	4.335m ²
		SM-PVP405					457.2mm x 76.2mm	3.345m ²
		PVP406	Dolce Prime	2.0mm	0.3 mm	No	1219.2mm x 177.8mm	4.335m ²
		SM-PVP406					457.2mm x 76.2mm	3.345m ²
		PVP407	Verona Prime	2.0mm	0.3 mm	No	1219.2mm x 177.8mm	4.335m ²
		SM-PVP407					457.2mm x 76.2mm	3.345m ²
		PVP408	Belluno Ash	2.0mm	0.3 mm	No	1219.2mm x 177.8mm	4.335m ²
		SM-PVP408					457.2mm x 76.2mm	3.345m ²
		PVP409	Sorrento Oak	2.0mm	0.3 mm	No	1219.2mm x 177.8mm	4.335m ²
		SM-PVP409					457.2mm x 76.2mm	3.345m ²
		PVP410	Elba Oak	2.0mm	0.3 mm	No	1219.2mm x 177.8mm	4.335m ²
		SM-PVP4010					457.2mm x 76.2mm	3.345m ²
		PVT701	Bellagio Marble	2.0mm	0.3 mm	No	304.8mm x 457.2mm	3.345m ²
		PVT702	Torino Cemento	2.0mm	0.3 mm	No	304.8mm x 457.2mm	3.345m ²
		PVT703	Ischia Limestone	2.0mm	0.3 mm	No	304.8mm x 457.2mm	3.345m ²
		PVT704	Procida Limestone	2.0mm	0.3 mm	No	304.8mm x 457.2mm	3.345m ²

KARNDEAN EVOLVE®
THE PROMISE OF A BETTER TOMORROW

Sustainability is a continuing journey, and there are no shortcuts. But we know now's the time for everyone to begin taking bigger steps. Ours is a promise to think differently, act decisively, and create real change. Sustainability is being integrated across our global operations and is a fundamental consideration in all major business decisions. Our six key focus areas are...



Confront climate change

Reducing our carbon footprint through energy efficiency and use of renewable energy. Our science-based targets will see us reduce absolute greenhouse emissions controlled directly and indirectly by 42% by 2030 and from end of life treatment of our sold products by 51.6% by 2030. We will also aim for 62% of our suppliers to commit to science-based targets by 2028. Investing in energy efficient technologies or renewable energy generation such as solar panels, and locally sourcing biomass for heating.



Health & wellbeing

We are Eurofins Indoor Air Comfort (Gold) and FloorScore® certified for post-installation indoor air quality. All our adhesives are water-based or solvent free with very low VOC emissions, and our products are free from heavy metals and unsafe phthalates.



Sustainable use of resources

Durable, high-quality flooring reduces impact on the waste stream, as well as resources needed to manufacture, transport and install replacement flooring.



Inclusion & diversity

We are committed to ensuring fair treatment and safe conditions throughout the business and in our supply chain, nurturing an inclusive and diverse workplace culture.



Supply chain transparency

Being certified to ISO 14001 environmental standards provides a framework for measuring and reducing environmental impact in our manufacturing processes. We focus on fair and safe conditions independently auditing our factories for environmental and social performance.



Education

We're educating our employees about the importance of sustainability, helping them understand what role they play and increasing the likelihood of achieving our goals.



Visit palioflooring.com/sustainability or scan the QR code for more information on our sustainability plans.





Crab Apple Way, Evesham, Worcestershire, WR11 1GP
T: 01386 820110 | palioflooring.com

